

IIAN Spring Conference

April 3 & 4, 2019

Holiday Inn and Conference Center, Kearney, NE



INDEPENDENT INSURANCE
AGENTS OF NEBRASKA

Constant Contact Survey Results

Survey Name: 2019 Spring Conf Attendee Survey

Response Status: Partial & Completed

Filter: None

12/5/2019 12:11 PM CST

TextBlock:

Please take a few minutes to answer the following questions about our recent Spring Conference. Your feedback is critical in planning future conferences! Thank you!

What is your position in the agency?

Answer	0%	100%	Number of Response(s)	Response Ratio
Principal			7	15.9 %
Manager			3	6.8 %
Marketing Rep			0	0.0 %
Producer			22	50.0 %
CSR			8	18.1 %
Underwriter			0	0.0 %
Other			4	9.0 %
No Response(s)			0	0.0 %
Totals			44	100%







Rank up to three main factors that influenced your decision to attend the Conference: (Rank in order of preference with 1 being your first choice.)

1 = 1, 2 = 2, 3 = 3

Answer	1	2	3	Number of Response(s)	Rating Score*
Location (Kearney)				35	1.7
Continuing Education				40	1.4
Cost				16	2.3
Program				22	2.0
Networking with Agents				21	2.0
Speakers				22	1.9
Trade Fair				13	2.1
Hotel (Holiday Inn)				9	2.6

*The Rating Score is the weighted average calculated by dividing the sum of all weighted ratings by the number of total responses.









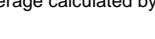
If this was your first time at the Conference, what motivated you to attend?(Check all that apply)

Answer	0%	100%	Number of Response(s)	Response Ratio
Continuing Education Classes			10	28.5 %
Networking with Agents and Companies			3	8.5 %
Affordable Price			3	8.5 %
Recommendation from Another Attendee			4	11.4 %
Promotional Material from the Big "I"			4	11.4 %
Not Applicable			22	62.8 %
Other			0	0.0 %
Totals			35	100%



Rate the following components of the Conference.

1 = N/A, 2 = Poor, 3 = Fair, 4 = Good, 5 = Excellent

Answer	1	2	3	4	5	Number of Response(s)	Rating Score*
Online Registration System						39	3.8
Tuesday Lunch						39	3.2
Tuesday - Trade Fair and Reception						39	3.5
Wednesday Breakfast Buffet						39	2.3
Wednesday Lunch						39	2.5
Holiday Inn - Banquet Food and Service in General						39	3.1
Holiday Inn - Sleeping Rooms						39	2.6
Classroom Setup - Comfort, Audio-Visual, etc						39	4.1
Did not partake in any of the above						39	1.1

*The Rating Score is the weighted average calculated by dividing the sum of all weighted ratings by the number of total responses.



Rate the following sessions of the Conference that you personally attended:

1 = N/A, 2 = Poor, 3 = Fair, 4 = Good, 5 = Excellent

Answer	1	2	3	4	5	Number of Response(s)	Rating Score*
CISR Personal Lines with Chuck Hembree						38	1.8
Flood Update with Larry Palmer						38	2.5
Professional Liability and E&O with Rod Muench						38	1.8
Pivot Insurance 101 with Paul Friskopp						38	2.1
Disaster Preparedness with Cindy Gessert						38	1.8
EPLI Insurance with Rod Muench						38	1.8
Climate Change with Shawn Rossi						38	1.7
CRAKE Program with Nebraska State Patrol						38	1.9
Crop Insurance Expert Panel						38	1.6
Active Shooter Insurance with Karl Seebacher						38	1.7

*The Rating Score is the weighted average calculated by dividing the sum of all weighted ratings by the number of total responses.



What did you like best about the Conference? Choose up to three.

Answer	0%	100%	Number of Response(s)	Response Ratio
1-Hour Mini-Sessions - Wednesday April 3			32	72.7 %
CRAKE and/or Workplace Violence Sessions - Thursday April 4			6	13.6 %
Crop Insurance Update - Thursday April 4			3	6.8 %
Trade Fair - Exhibits			19	43.1 %
Interaction with Agents and Company			22	50.0 %
Hors d' oeuvres During Trade Fair			8	18.1 %
Wild About Ethics - Thursday April 4			11	25.0 %
Other			2	4.5 %
Totals			44	100%

What did you like the least? And/or other comments.

19 Response(s)



Please check any of the topics you would like to see at the 2020 Spring Conference.

Answer	0%	100%	Number of Response(s)	Response Ratio
Farm/AgRisk Mgmt			24	54.5 %
Farm Liability			16	36.3 %
Farm Property/Marine			14	31.8 %
Crop Insurance			7	15.9 %
Ag Pollution			8	18.1 %
Ag Crime			7	15.9 %
Ag Equip breakdown & spoilage			15	34.0 %
Forage & Livestock Risk Protection			11	25.0 %
Farm Auto & Equipment			10	22.7 %
Workers Comp			11	25.0 %
Umbrella & Excess			7	15.9 %
Leases			8	18.1 %
Crime Coverage			5	11.3 %
Equine Coverage			5	11.3 %
Business Income			5	11.3 %
Additional Insureds			12	27.2 %
CGL Update			11	25.0 %
CPP Update			8	18.1 %
Homeowners			18	40.9 %
Personal Auto Policy			13	29.5 %
Other			4	9.0 %
Totals			44	100%

TextBlock:

Thank you for taking the time to complete our survey! We hope to see you back in Kearney for the 2019 Annual Convention on October 9-11 - and mark your calendar for the 2020 Spring Conference - March 30-April 1, 2020.

Please enter your contact information below (Optional)

Answers	Number of Response(s)
First Name	19
Last Name	19
Company Name	19
Email Address	19
City	19